

COMMON PROTOCOL FOR THE USE OF A CHEMICAL PEELING

1. PREPARATION: clean the skin to eliminate the excess of grease and makeup.

Products recommended:

Soft soap or with AHA	NEF179
Astringent Tonic	NEF279
Degreaser	NEF199
Mechanical Exfoliation	NEF294
8% Glycolic Acid Gel	NEF647
20% Glycolic Acid Gel	NEF204

2. APPLICATION of chemical peeling

Precautions:

- » Protect sensitive areas with vaseline
- » Exclude the area around eyes and lips
- » In case of burning, place cold cloths in the treated area to relieve discomfort
- » Progressive application time, per session:
1-3min ▶ 7min ▶ 10min

AFTERCARE

In order to **maximize and extend the results** of a professional chemical peel, it is recommended to follow the treatment at home. This will be customized according to the patient (characteristics of the skin) and class (depth) of elaborate peeling. General recommendations:

1st and 2nd week: treat the dryness, erythema, itching and / or sensitivity caused.

- » Cosmetic products that calm and moisturize the skin are recommended. Those rich in Panthenol, Urea or Hyaluronic Acid stand out.

From the 3rd week: moisturize and protect the skin

- » Topical products rich in antioxidants are recommended. Those containing Niacinamide, Ferulic Acid, Vitamin E and / or Vitamin C are predominant.
- » Photoprotectors (minimum one SPF 30) are essential.

3. NEUTRALIZATION if precise (depends on the acid or if the ph is less than 3.5). If not, remove with abundant water.

Neutralizer (Spray)	NEF61
Neutralizer Versicolor (Gel) ^{New!}	NEF663

4. BOOST (optional)

Retinol Cream 4%	NEF260
Retinol Cream 10%	NEF296

5. POST-TREATMENT. It is recommended to avoid complications or reduce the risk of hyperpigmentation.

It has a purpose:


- » To calm
- » To protect

** The absence of cutaneous disappearance does not mean null or low effectiveness*

** To increase the absorption of peels, the use of retinol 0.25% (nef298) 1 month before treatment could be recommended. The thickness of the stratum corneum is reduced, achieving a greater uniformity of application of the chemical peel (discontinue 2 weeks before treatment).*

** Optimal treatment: 6 sessions of progressive intensity.*





PROFESSIONAL COSMETICS · PEELINGS 
MESO · MEDICAL DEVICE

NEFTIS LABORATORIOS, S.L.
C/ Roquetes, nave 94
Pol. Ind. Can Magre
Santa Eulàlia de Ronçana
08187 Barcelona (Spain)
Tel/Fax 0034 938 418 289
hello@neftislaboratorios.com
www.neftislaboratorios.com

Neftis Laboratorios has a Quality Management System Certificate according to UNI EN ISO 13485:2016 (Medical Devices) and UNI EN ISO 22716:2008 (GMP for Cosmetic Products)



Follow us!  

Peelings

*Basic protocol for
a perfect treatment*



www.neftislaboratorios.com
CONTRACT MANUFACTURER

CHEMICAL PEELINGS

The renovation your skin needs

Chemical peels are **topical treatments**, mainly formulated on acids, designed to **eliminate in a controlled way** the most superficial layers of the skin, stimulating cell renewal and improving significantly its appearance. The most remarkable clinical effect is rejuvenation.

Mostly are applied at **facial level**. Despite this, they are also highly effective for **body treatments**. In this case, the most common would be: **lactic acid, glycolic acid and TCA**.

They can be found in various cosmetic forms: **solutions, gels, creams or masks**.

CHEMICAL PEELING ADVANTAGES

- » Economic
- » Improves the appearance of the skin
- » Multiple uses
- » Safe and effective
- » They can be used on face and body
- » They can be combined with other techniques such as mesotherapy or dermabrasion

CLASSIFICATION BASED ON THE DEPTH OF ACTION

Very shallow

- » Glycolic acid 20-45%
- » Lactic acid 50%
- » Salicylic acid 20-30%
- » TCA <20%

Superficial ► Eliminates the stratum corneum (EC)

- » Glycolic acid 50-70%
- » TCA 20%

Medium (ADVANCED PEELS)

- » TCA 35-40%
- » TCA 35% Glycolic acid 70%

Deep (ADVANCED PEELS)

- » TCA > 40%
- » Phenol

FACTORS THAT INFLUENCE THE DEPTH OF A PEELING

- » Type of acid
- » Concentration
- » pH
- » Cosmetic texture and shape
- » Preparation of the skin (use of retinol or other acids)
- » Application time and number of layers
- » Application technique
- » Skin type (dry, oily, thin)

This variety of factors requires a diversity of products that allow the execution of **safe and effective treatments** for chemical exfoliation treatments.

To this end, in **Neftis Laboratorios** we have developed two main lines:

- » Monocomponents peels (with a single active)
- » Combined peels (with optimal mixtures of acids)

Both lines allow professionals and users the application of exfoliation treatments with **perfect results for each different skin**.

COMBINED PEELINGS

PRODUCT	COMPOSITION (%)							Others	USE	DEEP
	SA	GA	LA	KJ	AZ	CIT	ARG			
ARGININE			20				20	Urea 5	Detoxify, Hydrate, Rosacea	Very superficial
FERULIC COMPLEX			5			5	Ferulic acid 8, Malic 5, Vit A 0,2	Antioxidant, Illuminator		
LACTIC COMPLEX			80				DMAE 11	Hydrate, Firming, Illuminator		
PHOTO-AGING*	14		14			8		Anti-Acne, Seborrhic Skin, Rosacea		
REJUVENATING			5				Piruvic acid 40	Anti-Wrinkles, Hydrating, Rough Skin		
SHINE REMOVING*	20				10		Urea 5	Anti-Acne, Seborrhic Skin, Hydrate		
ANTI-ACNE	2				14			Anti-Acne, Seborrhic Skin	Superficial	
WHITENING K	2	34	10	5		5		Depigmenting, Anti-Wrinkles		
WHITENING KHR	2	34	11	5		10	Hexylresorcinol 2	Depigmenting, Anti-Wrinkles		
ANTISPOT	2	0.5	10	5		10	Hexylresorcinol 2	Depigmenting	Deep	
FENOL TCA	2	2					Mandelic 1, Ferulic acid 0.1, TCA 15, Phenol 8, Vit A 0.2	Depigmenting, Anti-Wrinkles		
CITRIMAC PEEL						30	Mandelic 20%	Acne Non-Cystic, Rough Skin, Dullness	Very superficial	

SA = Salicylic acid GA = Glycolic acid LA = Lactic acid KJ = Kojic acid AZ = Azelaic acid CIT = Citric acid ARG = Arginine

* ⇨ Legislative restrictions by country



MONOACID PEELINGS

GLYCOLIC ACID	Acne, rough texture, hyperpigmentation, photoaging
LACTIC ACID	Dry skin, rosacea. Habitual your combined use
SALICYLIC ACID	Sensitive skin, rosacea, acne, skin seborrhea, hyperpigmentation
MANDELIC ACID	Sensitive skin, rosacea, acne, skin rejuvenation, dullness
KOJIC ACID	Depigmenting and whitening
PYRUVIC ACID	Anti-wrinkles, dry skin, irregular tone, rugged texture
TCA	Depigmenting, enlarged pores, blackheads, scars post-acne, wrinkle photoaging face and hands
PHENOL	Photo-aging

TREAT AND CALM

Aloe Vera Gel
Aloe Vera Cream
Aloe Vera Mask
Calming Ampoules
Calming Mask
Cell DNA Repair Serum
Hydranef Ampoules
Soothing Serum

NEF121
NEF255
NEF194
NEF654
NEF672
NEF516
NEF652
NEF626

BOOSTERS POST-PEELING

Cell Renewal Serum
Depigmentation Cream
Glycolic Acid 5%
Glycolic Acid 8%
Lactic Acid 15% Mask
Retinol 0.25%
Retinol 4%
Yellow Peel Solution
Vitamina C 10-15-20% Ampollas
Vitamina C 10-15-20% Serums
Vitamina C 10-15-20% Masks

NEF647
NEF58
NEF707
NEF647
NEF690
NEF298
NEF260
NEF264
NEF705
NEF103
NEF600

PROTECT AND NUTRITION

Antioxidant Ampoules
Antioxidant Mask
AOX Serum: Vit A, C, E y Ácido Ferúlico
DMAE Solution
Magic Cream
Peptides & Hyaluronic Acid Ampoules
Proteoglycan & Vitamin C Ampoules
Serums Multivitamínico
Serum Antipollution

NEF674
NEF712
NEF692
NEF145
NEF699
NEF656
NEF312
NEF272
NEF674

PHOTOPROTECTORS

Anti-Pollution SPF20
Depigmentation/Lightening SPF15
SPF30
SPF30 DNA Repair
SPF50
SPF50 DNA Repair

NEF674
NEF58
NEF557
NEF526
NEF555
NEF496

